

SIMPLEX HYDRAULIC TOOLS

■ Hydraulic Nut Splitters

Simplex nut splitters fit up to 8 nut sizes and offer greater value and versatility. The specifically designed head fits all A.P.I. and ANSI flanges and cuts hex, square and 12 point nuts. You can easily calibrate the cutting chisel so only the nut is cut without damaging the bolt or stud. Simplex splitters will cut the hardest nuts, including grade 8 and 2H (ASTMA 194/2H), Brinell hardness 248-325).

■ Hydraulic & Mechanical Spreaders

The Simplex S2000 (1 ton) and S3000 (1.5 ton capacity) spreaders are the perfect fit for close clearance jobs. The SF5 spreader offers 5 tons with 1/8" starting clearance and the model 610 is one of Simplex's most versatile mechanical tools for spreading and pulling.

■ 35 Ton Portable Punch

Simplex 35 Ton Portable Punch mounted motor control handle (included with SPH35SP) provides easy operation and greater operator safety. The Simplex punch is also offered in a double-acting model for increased speed and positive stripping on every punch. Punches and dies are interchangeable with competitive punches.

■ Hydraulic Maintenance Kits

The Simplex MK106 Maintenance Kit provides a complete assortment of attachments that greatly expands the range of applications. Using these various attachments allows you to custom build spreaders, straightening tools, clamps and a wide variety of other problem solving maintenance tools.

■ Hydraulic Nut Splitters

See Page 74



■ Hydraulic & Mechanical Spreaders

See Page 75



■ 35 Ton Single & Double Acting Portable Punch

See Pages 76 & 77



■ Hydraulic Maintenance Kit

See Pages 78 & 79

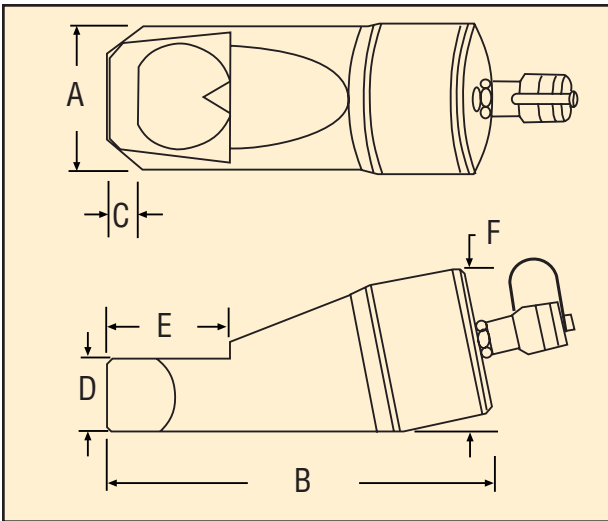


NUT SPLITTERS

- 7 different models.
- Cuts hardened nuts up to grade 8 & 2H.
- Safety, no sparks, no flame, no impact.
- Replacement chisel and set screws included.
- Cuts any shape nut.
- Cuts nuts from 1/2" to 2 15/16" (13 to 75mm).
- Rugged carrying case included.
- Broadest Range / Best Value.
- Angled head design for easy placement on nut.



Refineries, steel mills and power plants rely heavily on Simplex nut splitters for removing stubborn or rusted nuts easily and safely. The Simplex nut splitters offer a wide range of sizes at exceptional values.



			
Torque Wrenches pgs. 98-103	Hand Pumps pgs. 36-39	Hoses pgs. 70-71	Pow'r-Buddy pgs. 44-45

Hydraulic Nut Splitters

Model Number	Stud Dia. (in.)	Nut A/F (in.)	Nut A/F Metric (mm)	A (in.)	B (in.)	C (in.)	D (in.)	E (in.)	F (in.)	Weight (lbs)	Sugstd. Hand Pump
NS1319	1/4 - 7/16	1/2 - 3/4	13 - 19	1.57	7.87	.24	.75	1.10	1.89	1.8	P42/P72
NS1924	7/16 - 9/16	3/4 - 15/16	19 - 24	2.17	8.94	.32	.98	1.50	2.80	4.4	
NS2432	9/16 - 3/4	15/16 - 1 1/4	24 - 32	2.52	7	.51	1.18	2.05	2.99	6.6	
NS3241	3/4 - 1	1 1/4 - 1 5/8	32 - 41	2.95	11.26	.59	1.38	2.60	3.50	9.7	
NS4150	1 - 1 1/4	1 5/8 - 2	41 - 50	3.78	12.80	.83	1.77	2.87	4.29	18.0	P140
NS5060	1 1/4 - 1 1/2	2 - 2 3/8	50 - 60	4.17	14.41	1.06	2.13	4.96	4.96	26.0	
NS6075	1 1/2 - 1 7/8	2 3/8 - 2 15/16	60 - 75	6.14	14.43	1.06	2.95	4.33	7.09	75.1	

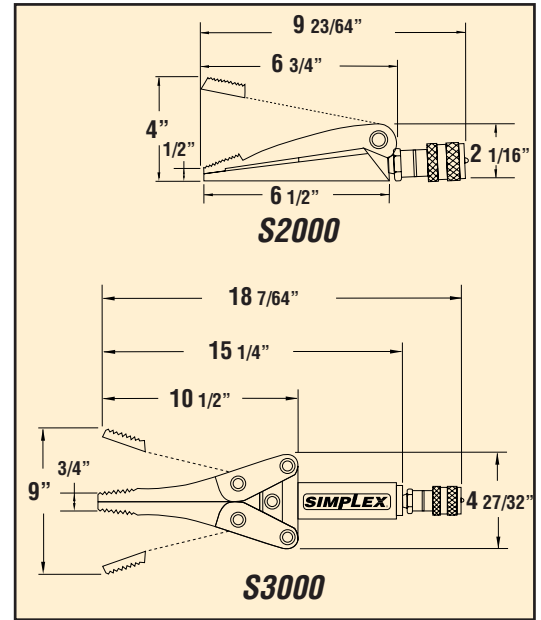
SPREADERS 1 - 10 TONS

HYDRAULIC TOOLS

GAT'R JAW™ SPREADERS



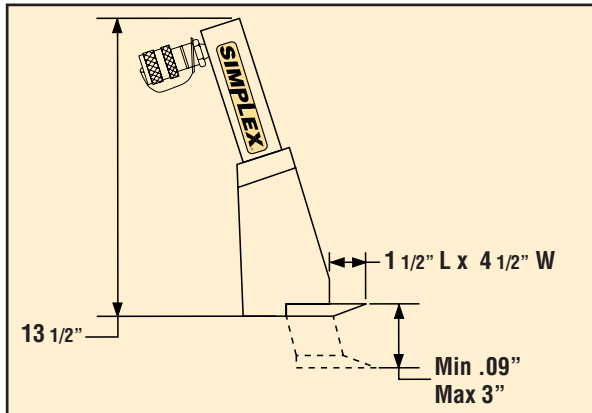
- 2 Models
- High flow quality couplers.
- Spring return for easy operation.
- Narrow closed ends.
- All metal construction.



Hydraulic Spreaders 1 & 1 1/2 Ton Capacities

Model Number	Cap. (tons)	Pressure @ Capacity (PSI)	Oil Capacity Required (cu. in.)	Width (in)	Weight (lbs)	Suggested Hand Pump
S2000	1	10,000	.8	1.97	7	P42
S3000	1.5		5.5	2	16	

5 TON HYDRAULIC SPREADER



- 5 tons of spreading force.
- 1/8" through 3" spreading capability.
- Jaws open parallel.
- Will not drift.
- All metal construction.



Hydraulic Flange Spreader 5 Ton Capacity

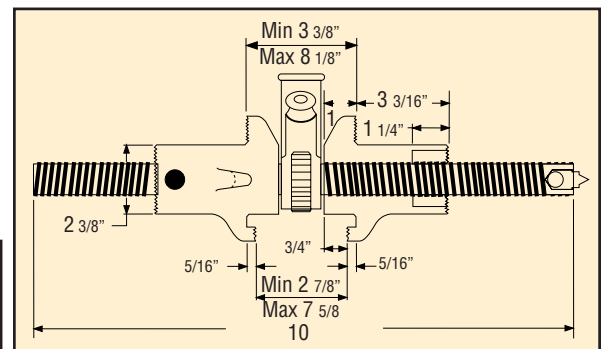
Model Number	Cap. (tons)	Pres. @ Cap. (PSI)	Oil Cap. Req. (cu. in.)	Weight (lbs)	Spread		Suggested Hand Pump
					Min. (in)	Max. (in)	
SF5	5	10,000	5	17	.09	3	P22

10 TON SPREADER/PULLER



Mechanical Spreader/Puller 10 Ton Capacity

Model Number	Cap. (tons)	Offset Cap. (tons)	Travel (in)	Screw Dia. (in)	Length (in)	Wt. (lbs)	Steel Lever Bars			
							Order Number	Length (in)	Dia (in)	Wgt. (lbs)
610	10	2	4 1/2	1 1/4	10	13	10621	24	3/4	4



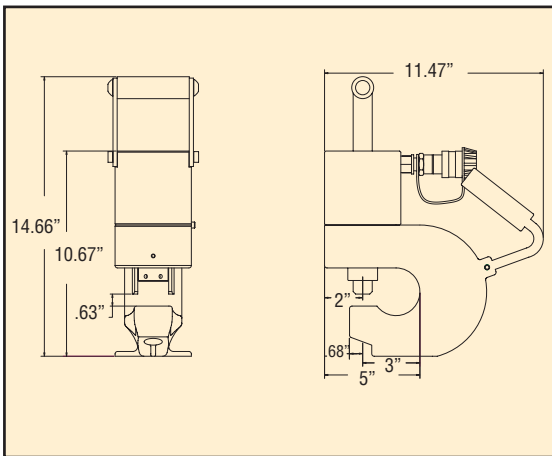
HYDRAULIC TOOLS

35 TON SINGLE-ACTING PUNCH

- Punches .50" hole through mild steel.
- Round, square & oblong punch & die sets available.
- Uses competitive interchangeable punches & dies.
- Mounting holes for production punching.
- 10% lighter than other portable punches.
- Punch mounted motor control for safety.
- Ergonomic two handle design provides better balance and control.



Simplex offers a punch mounted motor control, so that work can be performed safely and more productively as shown in this small fabricating shop.



Model Number	Punch	Punch & Die Set	Pump	Hose	Weight Punch Only (lbs./kg)
SPH35		----	----	----	32/14.5
SPH35S		Standard Set	----	----	
SPH35SP	SPH35	DS-44, DS-56, DS-69, DS-81	SPH1001	HC6	
SPH35M		Metric Set	----	----	
SPH35MP		DS-38, DS-44, DS-53, DS-69	SPH1001	HC6	

Contact Factory for additional dimensions.

Punch and Die Type	Standard Punch Model#	Standard Die Model #	Standard Punch & Die Set	Bevel Punch & Die Set for I-Beams	Bevel Punch & Die Set for U-Beams	Hole Size (in./mm)	Bolt Size (in./mm)	*Maximum Metal Thickness To Be Punched (in.)										
								A	B	C	D	E	F	G	H	I	J	K
Round	DP-31	DD-31	DS-31	DSB-31	---	.31/7.9	1/4/---	.31	.31	.25	.25	.25	.25	.13	.19	.25	.25	.25
Round	DP-38	DD-38	DS-38	DSB-38	---	.38/9.5	5/16/M8	.38	.38	.31	.31	.31	.31	.19	.25	.31	.31	.31
Round	DP-44	DD-44	DS-44	DSB-44	DSBU-44	.44/11.1	3/8/M10	.44	.44	.38	.38	.38	.31	.19	.31	.31	.31	.31
Round	DP-53	DD-53	DS-53	DSB-53	DSBU-53	.53/13.5	7/16/M12	.50	.50	.44	.44	.44	.38	.25	.31	.38	.38	.38
Round	DP-56	DD-56	DS-56	DSB-56	---	.56/14.3	1/2/---	.50	.50	.50	.44	.50	.44	.25	.38	.44	.44	.44
Round	DP-69	DD-69	DS-69	DSB-69	DSBU-69	.69/17.5	5/8/M16	.50	.50	.50	.44	.50	.40	.25	.31	.40	.40	.40
Round	DP-78	DD-78	DS-78	---	---	.78/19.8	---/M18	.50	.50	.50	.44	.50	.38	.25	.31	.38	.39	.38
Round	DP-81	DD-81	DS-81	---	---	.81/20.6	3/4/---	.50	.50	.50	.44	.50	.31	.19	.31	.31	.31	.31
Square	DP-45	DD-45	DS-45	---	---	.31/7.9	1/4/---	.31	.31	.25	.25	.25	.25	.13	.19	.25	.25	.25
Square	DP-54	DD-54	DS-54	---	---	.38/9.5	5/16/M8	.38	.38	.31	.31	.31	.31	.19	.25	.31	.31	.31
Square	DP-63	DD-63	DS-63	---	---	.44/11.1	3/8/M10	.44	.44	.38	.38	.38	.31	.19	.31	.31	.31	.31
Square	DP-72	DD-72	DS-72	---	---	.50/12.7	7/16/M12	.50	.50	.44	.44	.44	.38	.25	.31	.38	.38	.31
Oblong	DP-10	DD-10	DS-10	---	---	.31 x .75/7.9 x 19	1/4/---	.31	.31	.25	.25	.25	.25	.13	.19	.25	.25	.25
Oblong	DP-12	DD-12	DS-12	---	---	.38 x .75/9.5 x 19	3/16/M8	.38	.38	.31	.31	.31	.31	.19	.25	.31	.31	.31
Oblong	DP-18	DD-18	DS-18	---	---	.44 x .75/11.1 x 19	3/8/M10	.44	.44	.38	.38	.38	.31	.19	.31	.31	.31	.31
Oblong	DP-25	DD-25	DS-25	---	---	.50 x .75/12.7 x 19	7/16/M12	.50	.50	.44	.44	.44	.38	.25	.31	.38	.38	.38

*QUALITY OF STEEL REFERENCE TABLE ABOVE

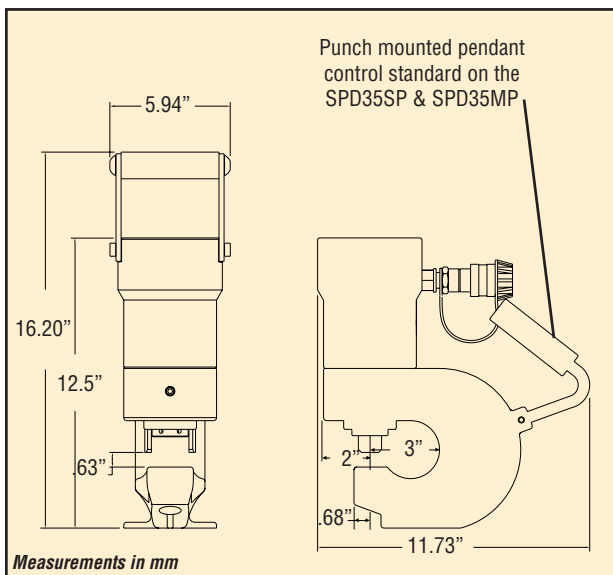
A: Mild A-7	E: Cold Rolled C-1018	I: Stainless Annealed
B: Boiler Plate	F: Hot Rolled C1050	J: Stainless 304 Hot Rolled
C: Structural A-36	G: Hot Rolled C-1095	K: Stainless 316 Cold Rolled
D: Struct Corten (ASTM A242)	H: Hot Rolled C-1095 Annealed	

35 TON DOUBLE-ACTING PUNCH

HYDRAULIC TOOLS



The Simplex double acting punch provides the best of both worlds. Portable, light weight and easy to carry, this punch is ideal for work at the job site. The double acting design allows for fast high cycle and **hang-up-free stripping and punching**. The optional SPD2041 power pump has one touch hand held control. Just press and hold the advance button on the remote pendant switch to punch the hole, release the button and the punch retracts and strips automatically. The pendant can be mounted to the punch for complete control.



- Light weight, portable punch.
- Double-acting for faster cycle time.
- Hydraulic return for positive, hang-up-free stripping.
- Punch mounted pump control for easy operation.
- Integrated mounting feet for bench top production.
- Uses industry standard punches and dies.
- Ergonomic two handle design provides better balance and control.

Model Number	Punch	Punch & Die Set	Pump	Hose	Weight Punch Only (lbs./kg)
SPD35		----	----	----	45/20.45
SPD35S		Standard Set	----	----	
SPD35SP	SPD35	DS-44, DS-56, DS-69, DS-81	SPD2041	HC6	
SPD35M		Metric Set	----	----	
SPD35MP		DS-38, DS-44, DS-53, DS-69	SPD2041	HC6	

Contact Factory for additional dimensions.


Simplex Maintenance Kits Can Be Used In Almost Every Maintenance Job!



**Maximum Operating Pressure 5,000 PSI
When Using Extension Pipe**

- Set includes a Simplex hand pump, cylinder & gauge with gauge adaptor.
- Heavy duty case included.
- Rated at 5 tons when attachments are used.
- Quick lock or threaded adaptors included.
- Order as a set or individual components.


MK-18 5 Inch Extension Pipe (Qty. 1)



MK-19 10 Inch Extension Pipe (Qty. 1)



MK-20 20 Inch Extension Pipe (Qty. 1)



Add collar toe and flat base to build custom spreader or toe jack.

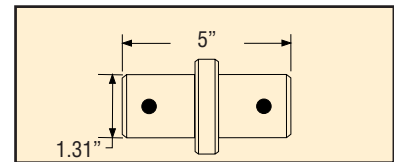
Add a V-base and flat base for special spreading, holding and bending jobs.

Extensions, custom heads and adaptors allows you to create tools that solve hundreds of problems. Simplex MK106 kits are used extensively for collision repair.

MK-14



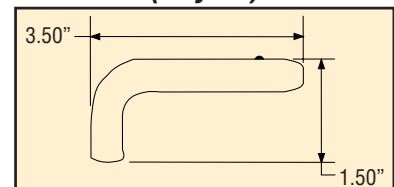
Lock On Connector (Qty. 3)



MK-15



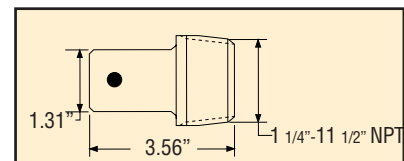
Lock Pin (Qty. 4)



MK-16



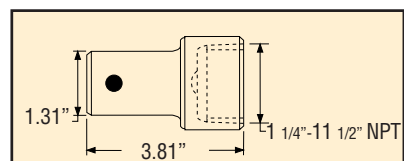
Male Lock On Adaptor (Qty. 1)



MK-17



Female Lock On Adaptor (Qty. 1)



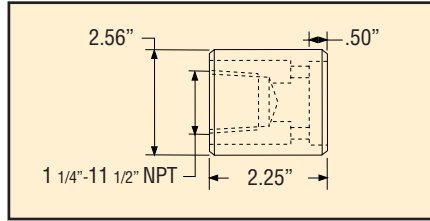
Hydraulic Maintenance Kit Includes

Model Number	Capacity (tons)	Cylinder	Hand Pump	Hose	Gauge	Gauge Adaptor	Attachments	Spreader	Box	Weight (lbs)
MK106	10	R106	P42	HC6	G5	GA1	MK-4 thru MK-20	S2000	MK-21	84

R106 is rated at 10 tons at 10,000 psi. When using attachments or extensions do not exceed 5,000 psi (5 tons) reading on the gauge. Accessories & extensions are only rated at 5 tons. S2000 Spreader has an operating capacity of 1 ton.

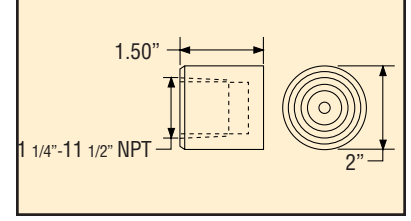
MK-4

Base Attachment (Qty. 1)



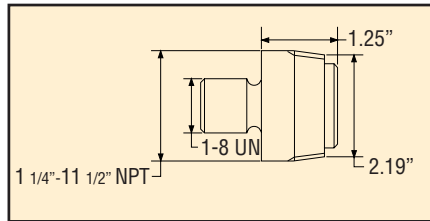
MK-10

Grooved Saddle (Qty. 1)



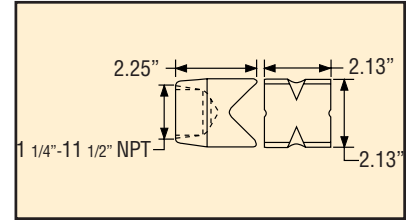
MK-5

Threaded Adaptor (Qty. 1)



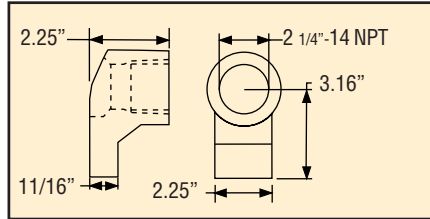

MK-11

90° V-Base (Qty. 1)



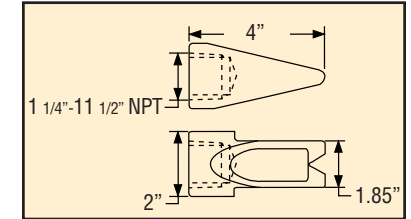
MK-6

Collar Toe (Qty. 1)



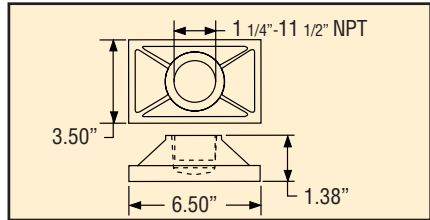

MK-12

Wedge Head (Qty. 1)



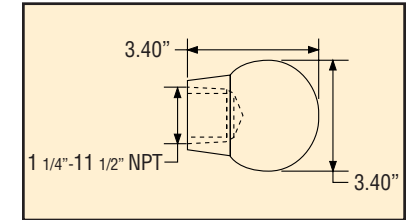
MK-7

Flat Base (Qty. 1)



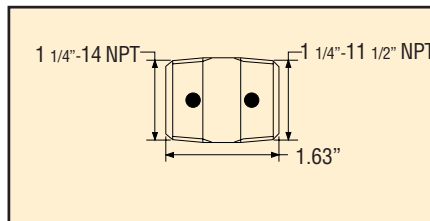
MK-13

Flex Head (Qty. 1)



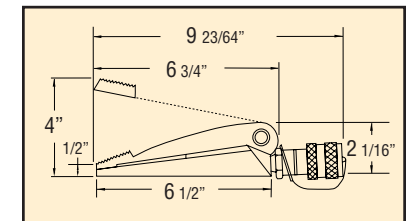
MK-8

Threaded Connector (Qty. 1)



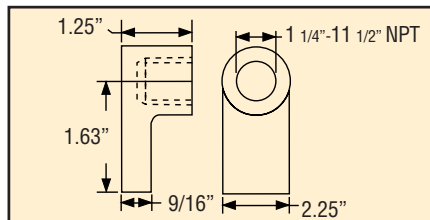
S2000

S2000 Spreader (Qty. 1)



MK-9

Threaded Plunger Toe (Qty. 1)



MK-21 Wooden Box (Qty. 1)

