



# Maintenance

## ROUND BRUTE® CONTAINERS, TOPS & DOLLIES

- Extra strong polyethylene construction withstands bumps and kicks; will not rust, chip or peel
- Nest for easy storage and clean easily due to seamless construction
- Built-in handles, double ribbed base and moulded base grip for two-handed lifting
- Choice of snap-on flat lid or dome top
- Dome top turns container into a rugged outdoor receptacle
- Door swings shut to keep out water and trap odours
- Also fits 45-gallon steel drums
- Twist-on round 5-wheel dolly fits 20-55 US gallon containers
- Universal 5-wheel dolly fits any size *Round Brute®* container and supports up to 500 lbs
- **Note:** Items shown in rim caddy, model **NI596** are not included.

**See page 356  
for garbage bags.**



Order No.	Mfg. No.	Description	Capacity US Gal.	Dimensions Dia." x H"	Colour	Wt. lbs.
NA685	2610	Brute® container	10	15 5/8 x 17 1/8	Grey	3
NA686	2610	Brute® container	10	15 5/8 x 17 1/8	White	3
NA683	2609	Flat lid	-	16 x 1	Grey	1
NA684	2609	Flat lid	-	16 x 1	White	1
NA691	26201	Brute® container	20	19 1/2 x 22 7/8	Grey	7
NA692	2620	Brute® container	20	19 1/2 x 22 7/8	White	7
NA693	2620L	Brute® container	20	19 1/2 x 22 7/8	Yellow	7
NG250	2620	Brute® container	20	19 1/2 x 22 7/8	Blue	7
NA687	2619	Flat lid	-	19 7/8 x 1 1/4	Grey	2
NA688	2619	Flat lid	-	19 7/8 x 1 1/4	White	2
NA689	2619	Flat lid	-	19 7/8 x 1 1/4	Yellow	2
NA698	2632	Brute® container	32	22 x 27 1/4	Grey	11
NA699	2632	Brute® container	32	22 x 27 1/4	White	11
NA700	2632	Brute® container	32	22 x 27 1/4	Yellow	11
NG251	2632	Brute® container	32	22 x 27 1/4	Blue	11
NG551	2632	Brute® container	32	22 x 27 1/4	Red	11
NA694	2631	Flat lid	-	22 1/4 x 1 3/8	Grey	3
NA695	2631	Flat lid	-	22 1/4 x 1 3/8	White	3
NA696	2631	Flat lid	-	22 1/4 x 1 3/8	Yellow	3
NA701	2637	Dome top	-	22 11/16x 12 1/4	Grey	15
NA703	2637	Dome top	-	22 11/16x 12 1/4	Red	15
NA705	2643	Brute® container	44	24 x 31 1/2	Grey	14
NA706	2643	Brute® container	44	24 x 31 1/2	White	14
NA707	2643	Brute® container	44	24 x 31 1/2	Yellow	14
NG252	2643	Brute® container	44	24 x 31 1/2	Blue	14
NA708	2645	Flat lid	-	24 1/2 x 1 1/2	Grey	4
NA710	2645	Flat lid	-	24 1/2 x 1 1/2	White	4
NA711	2645	Flat lid	-	24 1/2 x 1 1/2	Yellow	4
NA712	2647	Dome top	-	24 13/16x 12 19/32	Grey	16
NA713	2647	Dome top	-	24 13/16x 12 19/32	Red	16
NA716	2655	Brute® container	55	26 1/2 x 33	Grey	16
NA715	2654	Flat lid	-	26 3/4 x 2	Grey	4
NA717	2657	Dome top	-	27 1/4 x 14 1/2	Grey	17
NA718	2657	Dome top	-	27 1/4 x 14 1/2	Red	17
NA704	2640	Twist-on dolly	20 - 55	18 x 5 1/4	Black	8
NA714	2650	Universal dolly	10 - 55	24 3/8 x 7 1/8	Black	17
NI596	9W87	Rim caddy for 44 gallon container (32 1/2 L" x 26 1/2 W" x 6 3/4 H")			Yellow	5

Snap-On Flat Lid



Dome Top



NI596 rim caddy for 44 gallon container (sold separately)



NA704



NA714





## SQUARE BRUTE® CONTAINERS, TOPS & DOLLIES

- Extra strong polyethylene construction withstands bumps and kicks; will not rust, chip or peel
- Built-in handles, double-ribbed base for increased stability and dragging capacity and seamless construction with rounded corners for easy cleaning
- Twist-on dolly for easy mobility.
- Strong, snap-on lid keeps odours in
- **Note:** Items shown in caddy bag, model **NC428**, are not included.



Order No.	Mfg. No.	Description	Capacity US Gal.	Dimensions			Colour	Wt. lbs.
				L"	x W"	x H"		
<b>NC425</b>	3526	Brute® container	28	21 1/2	x 21 1/2	x 22 1/2	Grey	10
<b>NC426</b>	3526	Brute® container	28	21 1/2	x 21 1/2	x 22 1/2	White	10
<b>NA754</b>	3527	Flat lid	-	22	x 22	x 2	Grey	3
<b>NA755</b>	3527	Flat lid	-	22	x 22	x 2	White	3
<b>NA758</b>	3536	Brute® container	40	23 1/2	x 23 1/2	x 28 3/4	Grey	15
<b>NA759</b>	3536	Brute® container	40	23 1/2	x 23 1/2	x 28 3/4	White	15
<b>NA762</b>	3539	Flat lid	-	24	x 24	x 2	Grey	4
<b>NA763</b>	3539	Flat lid	-	24	x 24	x 2	White	4
<b>NA757</b>	3530	Twist-on dolly	28 - 40	17 1/4	x 17 1/4	x 6 1/4	Black	7
<b>NC428*</b>	2642	Brute® caddy bag	-	20	x 20	x 20 1/2	Yellow	2

\* Fits 40 US gallon containers only.

## BRUTE® ROLL OUT CONTAINERS

### 50 US GALLON

- Perfect for mobile collection applications
- Attached hinged lid fits tightly; swings back and locks
- Moulded-in axle retainer adds strength
- New in-mould catch bar is compatible with semi-automated lift systems
- Heavy-duty, 8" wheels allow for easy mobility, even over steps and curbs



NI825

### 65 AND 95 US GALLON

- Containers are made of durable polyethylene that will not chip, crack or peel
- Hinged lids remains attached and locked for efficient handling
- One-piece body construction provides superior durability and strength
- Steel catch bar is compatible with semi-automated lift systems
- Moulded-in foot tilters helps manoeuvre heavy loads



NI486



Order No.	Mfg. No.	Dimensions			Colour	Capacity US Gal.	Wt. lbs.
		L"	x W"	x H"			
<b>NI825</b>	9W27	29	x 23.5	x 36.75	Grey	50	27.13
<b>NI824</b>	9W27	29	x 23.5	x 36.75	Blue	50	27.13
<b>NI485</b>	9W21	25	x 32.3	x 41.8	Grey	65	25.6
<b>JA978</b>	9W21	25	x 32.3	x 41.8	Blue	65	25.6
<b>NI486</b>	9W22	36	x 27.3	x 45.6	Grey	95	36
<b>NI487</b>	9W22	36	x 27.3	x 45.6	Blue	95	36

## BRUTE® 44 GALLON CONTAINERS

- Extra strong polyethylene construction
- Internal venting channels allow for easy removal of garbage bags
- *Pro-Touch™* handle grips allow for comfortable gripping and lifting
- 4 cinches on container enable users to secure bags
- Won't rust, chip or peel; Nestable



Order No.	Colour
<b>JB464</b>	Black
<b>JB463</b>	Gray
<b>JB465</b>	Yellow
<b>JB466</b>	Blue
<b>JB467</b>	Black - Cover





# Maintenance

## SLIM JIM CONTAINERS®, TOPS & TROLLEY SYSTEM

- Durable, all plastic construction
- Efficient size and shape fits tight spaces
- Bases and tops sold separately
- Linking trolley moves multiple units, or can be used individually as a dolly
- Trolley accepts both size containers



Order No.	Mfg. No.	Description	Cap. US Gal.	Dimensions					Colour	Wt. lbs.
				L"	x	W"	x	H"		
NA765	3540	Slim Jim® Container	23	20	x	11	x	30	Beige	8
NG262	3540	Slim Jim® Container	23	20	x	11	x	30	Blue	8
NG261	3540	Slim Jim® Container	23	20	x	11	x	30	Brown	8
NA766	3540	Slim Jim® Container	23	20	x	11	x	30	Grey	8
NG263	3541	Slim Jim® Container	15.9	23 1/8	x	11	x	24 7/8	Beige	6
NG264	3541	Slim Jim® Container	15.9	23 1/8	x	11	x	24 7/8	Blue	6
NG265	3541	Slim Jim® Container	15.9	23 1/8	x	11	x	24 7/8	Grey	6
NG266	2703	Paper Recycling Top		3/8	x	11 5/16	x	2 3/4	Blue	2
NG267	2692	Bottle & Can Recycling Top		20 3/8	x	11 5/16	x	2 3/4	Green	2
NG268	2692	Bottle & Can Recycling Top		20 3/8	x	11 5/16	x	2 3/4	Brown	2
NG269	2688	Handle Top		20 3/8	x	11 5/16	x	2 3/4	Grey	2
NA723	2673	Swing Top		20 3/8	x	11 3/8	x	4 3/4	Grey	2.5
NA722	2673	Swing Top		20 3/8	x	11 3/8	x	4 3/4	Brown	2.5
NA801	2673	Swing Top		20 3/8	x	11 3/8	x	4 3/4	Blue	2.5
NG271	3551	Slim Jim® Trolley		23 7/16	x	15	x	10 13/16	Grey	9

COMBO			Colour
Order No.	Mfg. No.	Description	Colour
NG969	354220	NG265 Container & NG269 Handle Top	Grey

## STEP ON CONTAINERS

- Puncture resistant, polyethylene containers will not rust, chip or dent
- Factory Mutual approved for fire safety
- Tight fitting, overlapping lid helps contain odours
- Rounded corners and smooth contours allow for easy cleaning and disinfecting
- 23 US gallon mobile container with stainless steel wheel assembly for easy container transport
- Optional grey rigid liner provides a leak-proof base to contain liquids
- Quiet, heavy-duty pedal



Beige	Order No.		Mfg. No.	Capacity US Gal.	Dimensions				Wt. lbs.	
	Red	White			L"	x	W"	x		H"
NG254	NG255	NG256	6143	8	16 1/4	x	15 3/4	x	17 1/8	6
NC439	NC440	NC441	6144	12	16 1/4	x	15 3/4	x	23 5/8	10
NA808	NA809	NA810	6145	18	19 3/4	x	16 1/8	x	26 1/2	14
NA811	NA812	NA813	6146	23	19 3/4	x	16 1/8	x	32 1/2	19

### RIGID LINERS

Order No.	Mfg. No.	Cap. US Gal.	For Container	L"	Dimensions			Wt. lbs.	
					x	W"	x	H"	
NG257	6243	7 1/8	8 US gal.	14 3/8	x	11 3/4	x	13 1/4	3
NG258	6244	10 1/4	12 US gal.	14 3/8	x	11 3/4	x	19 3/4	4
NG259	6245	15	18 US gal.	18	x	12 1/4	x	22	7
NG260	6246	19	23 US gal.	18	x	12 1/4	x	28 1/2	8



## UNTOUCHABLE™ CONTAINERS

- Durable tough polyethylene construction, crack resistant and ideal for indoors or outdoors use
- Ideal for hotel lobbies, restrooms, shopping malls, restaurants and snack areas
- Optional swing top or flat top swings open freely



Order No.	Mfg. No.	Description	Capacity US Gal.	Dimensions					Colour	Wt. lbs.
				L"	x	W"	x	H"		
NA775	3568	Untouchable™ Container	19	14 1/2	x	14 1/2	x	24	Beige	6
NA776	3568	Untouchable™ Container	19	14 1/2	x	14 1/2	x	24	Grey	6
NA777	3569	Untouchable™ Container	23	14 1/2	x	14 1/2	x	28	Beige	7
NA778	3569	Untouchable™ Container	23	14 1/2	x	14 1/2	x	28	Grey	7
NA725	2689	Square Flat Top	-	14 7/8	x	14 7/8	x	4 1/2	Beige	3
NA726	2689	Square Flat Top	-	14 7/8	x	14 7/8	x	4 1/2	Grey	3
NA779	3624	Swing Top	-	15	x	15	x	15	Brown	3
NC432	3958	Untouchable™ Container	35	19 5/8	x	19 5/8	x	27 1/4	Beige	9
NC433	3958	Untouchable™ Container	35	19 5/8	x	19 5/8	x	27 1/4	Grey	9
NC434	3959	Untouchable™ Container	50	19 3/4	x	19 3/4	x	34	Beige	13
NC435	3959	Untouchable™ Container	50	19 3/4	x	19 3/4	x	34	Grey	13
NC436	2664	Square Flat Top	-	20 1/8	x	20 1/8	x	6 1/4	Beige	4
NC437	2664	Square Flat Top	-	20 1/8	x	20 1/8	x	6 1/4	Grey	4
NA767	3546	Round Container	22	15 3/4 dia.	x			30 1/8	Beige	7
NA768	3546	Round Container	22	15 3/4 dia.	x			30 1/8	Grey	7
NA721	2672	Round Flat Top	-	16 1/8 dia.	x			6 1/4	Grey	2
NA769	3548	Round Funnel Top	-	16 1/4 dia.	x			4	Grey	2
NA751	3520	Untouchable™ Half Round Container		21	x	11	x	28	Beige	8
NA752	3520	Untouchable™ Half Round Container		21	x	11	x	28	Grey	8
NI551	3620	Half Round Lid		21 5/16	x	21 1/3	x	9 1/6	Black	3



## SOFT WASTEBASKETS

- Durable, lightweight plastic baskets won't rust, chip or dent
- Rolled rims offer durability and easy cleaning



### WASTEBASKETS

Beige	Order No.	Black	Mfg. No.	Cap. Quarts	Dimensions			Wt. lbs.		
Grey					L"	x	W"	x	H"	
NA735	NA736	NG977	2955	14	11 3/8	x	8 1/4	x	12 1/8	1
NA738	NA741	NG978	2956	28	14 3/8	x	10 1/4	x	15	2
NA742	NA744	NG979	2957	41	15 1/4	x	11	x	19 7/8	3

### COVERS

Order No.	Mfg. No.	For Order No.	Dimensions			Colour	Wt. lbs.		
			L"	x	W"	x	H"		
NG980	3066	NG978	15	x	10 7/8	x	6	Black	1
NG981	3066	NA738	15	x	10 7/8	x	6	Beige	1
NG982	3067	NG979	16	x	11 5/8	x	7	Black	2
NG983	3067	NA742	16	x	11 5/8	x	7	Beige	2



# Maintenance

## RANGER™ CONTAINERS

- FM approved containers are specifically designed for outdoor use
- Ideal for fast food restaurants, municipal parks, playgrounds and stadiums
- Permanently attached tops
- Seamless structural web construction won't rust, corrode or warp
- Available in beige or brown
- Optional grey liners available.



Order No.	Mfg. No.	Capacity US Gal.	Description	Dimensions L" x W" x H"	Wt. lbs.
<b>NA833</b>	<b>NA832</b>	8430	Flat w/door	35 19 1/2 x 19 1/2 x 39 3/4	35
<b>NI427</b>	<b>NI428</b>	9171	Dome top w/door	45 28 3/8 x 24 1/2 x 41 1/4	35
<b>NI542</b>	<b>NI543</b>	9173	Dome top w/o door	45 28 3/8 x 24 1/2 x 41 1/4	34

### RIGID LINERS

Order No.	Mfg. No.	Cap. US Gal.	For outer Containers	Dimensions L" x W" x H"	Wt. lbs.
<b>NA772</b>	3566	24 2/3	35 US gallon	16 1/4 x 16 1/4 x 28 1/2	8



## SELF-CLOSING DRUM TOPS

- Convert metal or plastic drums into safe waste containers
- **NA669** and **NA670** convert 45-gallon steel drums into FM approved, self-extinguishing waste receptacles
- Thumb screws for fastening
- Weight: 14 lbs.



Order No.	Mfg. No.	Colour	Dia"
<b>NA669</b>	URI-1855-G	Green	24 1/2
<b>NA670</b>	1855-R	Red	24 1/2
<b>NH720</b>	1855-B	Black	24 1/2
<b>NA672</b>	20306	Green	20



Drum not included



## GARBAGE BAGS

These high performance bags are made for lighter weight refuse. Ideal for the janitorial or building contractor trade. Individually folded. Colours: Black and clear.

Order No.	Size"	Gauge	Colour	Bags /case	Order No.	Size"	Gauge	Colour	Bags /case
<b>NG367</b>	20 x 22	Utility	Black	500	<b>JA170</b>	35 x 50	Extra strong	Black	150
<b>NG368</b>	22 x 24	Utility	Black	500	<b>NG379</b>	42 x 48	Strong	Black	125
<b>NG369</b>	24 x 22	Utility	Black	500	<b>NG380</b>	42 x 48	Extra strong	Black	100
<b>NG370</b>	26 x 36	Regular	Black	250	<b>NG381</b>	20 x 22	Regular	Clear	500
<b>NG371</b>	26 x 36	Strong	Black	200	<b>NG383</b>	26 x 36	Regular	Clear	250
<b>NH361</b>	26 x 36	Extra strong	Black	150	<b>NG384</b>	26 x 36	Strong	Clear	200
<b>NG373</b>	30 x 38	Regular	Black	250	<b>NG386</b>	30 x 38	Regular	Clear	250
<b>NG374</b>	30 x 38	Strong	Black	200	<b>NG387</b>	30 x 38	Strong	Clear	200
<b>NH362</b>	30 x 38	Extra strong	Black	150	<b>JA189</b>	30 x 38	Extra strong	Clear	125
<b>NH363</b>	35 x 50	Regular	Black	250	<b>NH360</b>	35 x 50	Strong	Clear	200
<b>NH365</b>	35 x 50	Strong	Black	200	<b>NH449</b>	42 x 48	Strong	Clear	100






## EXTERIOR SMOKING RECEPTACLE

- Heavy-duty 18 gauge brushed stainless steel
- Unique cover design on some models, protects unit in all weather conditions, eliminating messy clean-ups
- Tumbler keyed lock secures door
- Mounting bracket included, keeps unit 5/8" away from the wall for extra fire insulation
- Optional all welded construction pedestal allows for floor mounting for 3.3 liter(linear capacity models)

Order No.	Mfg. No.	Description	Dimensions		
			L"	W"	H"
NI753	908D	Ashtray – With Cover	7	x	7 x9
NI746	908	Ashtray – Without Cover	7	x	3 x 9
NI749	C551-526	Lock & Key Replacement Kit	-	-	-
NI756	908-500	Replacement Inner Liner	-	-	-
NI743	909D	Ashtray – With Cover	9	x	5 x 13.5
NI752	909	Ashtray – Without Cover	9	x	5 x 13.5
NI744	909-100	Heavy-Duty Pedestal	-	-	-
NI749	C551-526	Lock & Key Replacement Kit	-	-	-
NI755	909-500	Replacement Inner Liner	-	-	-



## STEELCORE™ SMOKERS CEASE-FIRE® CIGARETTE BUTT RECEPTACLE

- Safely dispose of cigarette butts with *SteelCore™ Smokers Cease-Fire®*
- Polymer exterior and steel interior provide superior safety features and unmatched durability in an upscale housing
- Can store thousands of cigarette butts safely in a fire resistant, galvanized steel urn that uses *Cease-Fire®* technology to automatically extinguish butts
- Exclusive water ballast provides 40 lbs. of additional stability
- Rain-protected dual-sided drop hole is sized to discourage unwanted trash
- Long-lasting polypropylene housing won't rust, dent or crack
- Dimensions: 39.5" H x 18.5" dia.
- Weight: 40 lbs. • Base colour: Black



Order No.	Mfg. No.	Description
JA988	26812C	Classic black/pewter grey panel
JA989	26812T	Titanium grey/pewter grey panel
JA990	26812G	Gold Coast Beige/desert sand panel

### OPTIONAL ACCESSORIES

JA991	26816	Steel urn – bottom and neck tube
JA992	26819	Steel urn – bottom can only
JA993	26820	Concrete anchor kit
JA994	26821	Plug for base
JA995	26822	Thumbscrew knobs (2)

## SMOKERS CEASE-FIRE®

- Innovative design limits the flow of oxygen to safely and quickly extinguish cigarettes and reduce the risk of fire
- Low maintenance, high-density polyethylene construction with a flame retardant additive
- UV protection, will not rust, dent, crack or peel - no more unsightly rust rings
- Moulded-in graphics clearly identify unit for cigarette butt disposal
- Complete with large 16 qt. (15 L) capacity galvanized steel liner pail for easy cleaning excluding Personal *Smokers Cease-Fire®*



Pewter Grey Order No.	Adobe Beige Order No.	Deco Black Order No.	Terra Cotta Order No.	Forest Green Order No.	Mfg. No.	Product Description	Dimensions Dia." x H"	Capacity US Gallons	Approvals	Wt. lbs.
NH832	NI378	NI694	NI587	NI695	26800	Original <i>Smokers Cease-Fire®</i>	16 1/2 x 38 1/2	4	FM	12
NI701	NI702	NI703	NI705	NI704	26806	Personal <i>Smokers Cease-Fire®</i>	11 x 30	1	FM	6
NI696	NI697	NI698	NI700	NI699	26807	Accessory for Original Table Top	14 x 2	-	-	3

## CEASE-FIRE® WASTE RECEPTACLES W/HEADS

- Specially designed contoured head directs smoke and gas from any fire inside the container back into the combustion area
- Air supply is limited and flames are extinguished in seconds
- Drum bodies made of heavy gauge steel with a grey enamel exterior and a rust preventive interior coating
- FM approved, corrosion-free aluminum heads provide easy clean-up and can be used with standard steel drums

Aluminum heads available separately. Call for details.



Order No.	Mfg. No.	Capacity US Gal.	Dimensions Dia." x H"	Opening Dia."	Wt. lbs.
NC444	26604	4.5	11 7/8 x 14 1/4	5	6
NC445	26606	6	11 3/4 x 17 3/4	5	6
NC446	26612	12	14 1/2 x 23	5 1/4	10
NC447	26615	15	14 1/2 x 27 3/4	5 1/4	12
NC448	26630	30	19 1/4 x 31 3/4	7	28
NC449*	26655	55	23 3/4 x 38 1/2	7 7/8	35

\*Drum should be filled 3/4 full only.



# Maintenance

## POP-UP SAFETY CONES

- Automatically opens for proper deployment
- Bold colors ANSI graphics and multi-lingual warning message
- Label space on top for location assignment
- Folds compactly for easy storage
- Colour: Yellow



Order No.	Mfg. No.	Message	Height"
JA131	9S00	Multi-Lingual Caution w/Wet Floor Symbol	20
JA473	9S01	Multi-Lingual Caution w/Wet Floor Symbol	30
JA474	9S02	Multi-Lingual Caution	20

## FLOOR SIGNS

- Highly visible yellow polypropylene floor signs are durable and won't corrode
- Hot stamped lettering won't peel or fade
- Messages for Caution and Closed signs are printed in English, French, German and Spanish
- Message Wet Floor printed in English only
- Wt.: 2 lbs.




Order No.	Mfg. No.	Message	Height"
NB790	6112	2-Sided Multi-Lingual Caution	25
NC527	6114	4-Sided Multi-Lingual Caution	37
NC528	6112-77	2-Sided Caution Wet Floor	25
NC529	6114-77	4-Sided Caution Wet Floor	37
NC530	6112-78	2-Sided Multi-Lingual Closed	25
NC531	6114-78	4-Sided Multi-Lingual Closed	37

## TRAFFIC CONES

Provides a clear warning to pedestrian traffic of a hazardous or potentially hazardous condition. Traffic cones are imprinted with a contrasting colour Caution symbol. Size: 35" H. Colour: Yellow. Wt.: 5 lbs.

### CONES ONLY

Order No.	Mfg. No.	Message	Order No.	Mfg. No.	Message
NC672	23888	Plain Cone (no imprint)	NC677	23839	No Parking
NC673	23887	Caution	NC678	23840	No Smoking
NC675	23911	Hazardous Material	NC679	23861	Restricted Area
NC676	23983	Icy Area	NC680	23870	Wet Floor
			NC681	23836	Floor May be Slippery
			NC682	23863	Safety First



Lock-in Sign



Message Label



Chain



### MESSAGE LABELS

Black on yellow. 8" W x 8" H adhesive backed, vinyl message label adheres to the Lock-in sign frame. Safety messages for maintenance, retail, institutional and industrial use are available.

Order No.	Mfg. No.	Message
NC693	26449	Section Closed
NC694	26469	Slippery
NC695	26471	No Smoking
NC696	26473	Out of Service
NC697	26475	Electrical Hazard
NC698	26477	Hard Hat Area
NC700	26480	Watch Your Step
NC701	26485	People Working
NC706	26502	Caution-Wet Floor
NC708	26505	People Working Above
NC709	26513	Out of Order
NC711	26501	Caution Floor May be Slippery
NC712	26478	No Entry Construction
NC713	26481	No Entry Restroom Closed
NC714	26487	No Entry Restricted Area

### ACCESSORIES

- Red or Black, 9" W x 9" H lock-in sign frame locks securely into the slot on top of cone (message labels sold separately)
- Yellow plastic chain fits into specially designed slots on the sides of the cone
- Flashing red LED light locks into the accessory slot on top of cone
- LED light features a convenient on/off switch, flashes brighter, longer, and requires no replacement bulb
- 2 AA batteries (not included) required for flashing duration of up to 300 hours per set of batteries
- Black ring weight fits over the top of cone and rests securely on the base, adding extra stability

Order No.	Mfg. No.	Description
NC687	26400	Lock-in Sign (Black Frame)
NC688	26401	Lock-in Sign (Red Frame)
NC690	26407	Plastic Yellow Chain 2" Link, 20 ft.

Order No.	Mfg. No.	Description
NG651	26649	Lock-in Flashing Red Light
NC692	26414	Ring Weight: 10 lbs.

### BARRICADE TAPE CLIP

Use a barricade tape clip with adhesive backing to fasten barricade tape to traffic cones.

Order No. NG133  
Mfg. No. 26415





## STEP STOOLS

### KIK-STEP

- Extra heavy-duty steel
- Comes with a double platform with non-slip rubber tread
- Spring-loaded casters retract under slight pressure, forcing base to the floor
- 11" diameter upper platform and 13 1/2" diameter lower platform
- 15 5/8" diameter base has an all-around protective bumper
- 14" overall height
- Wt.: 10 lbs. • Colour: Black



**Order No. OC664**

**Mfg. No. 1001**

### STEP STOOL

- Tough one piece poly construction with anti-skid bottom
- Threaded top and expanded step
- 16" diameter base provides added stability
- Glides easily on retractable rubber casters
- 13" overall height
- Capacity: 300 lbs.
- Wt.: 7 lbs.



OA300



Order No.	Mfg. No.	Colour
OA299	2523BL	Black
OA300	2523BE	Beige

### FOLDABLE STEP-STOOL

- Slip resistant surfaces on steps and foot pads
- Stands upright when folded and requires minimum space for storage
- Easy to clean and resistant to dents and rust
- Capacity: 300 lbs.



**Order No. MH866**

**Mfg. No. 4209-03**



## LOAD STANDS


- Safety yellow high density, high molecular weight polyethylene
- Non-skid abrasive tape on top surface
- Non-corrosive and non-conductive
- Chemical resistant
- Durable and lightweight
- Good in low temperature environments
- Capacity: Dynamic load: 500 lbs. Static load: 1000 lbs.

### WORK STEP STAND

- Dimensions: 35" W x 35" L x 16" H
- Weight: 20 lbs.

**Order No. MH081**

**Mfg. No. 1270-105B**



### TWO-STEP STAND

- Dimensions: 24" W x 30" L x 24" H
- Weight: 15 lbs.

**Order No. MH080**

**Mfg. No. 1270-103B**



### LOAD/UNLOAD STAND

- Dimensions: 26" W x 32" D x 20" H
- Weight: 20 lbs.

**Order No. MF605**

**Mfg. No. 1270-104B**



### STANDARD SINGLE-STEP LOAD STAND

- Dimensions: 24" W x 24" D x 15 1/2" H
- Weight: 10 lbs.

**Order No. MF604**

**Mfg. No. 1270-101B**



## STEP STANDS

- Rugged all welded construction
- Rolling stands come with spring-loaded casters
- Dimensions: 16" D x 12" H
- Capacity: 300 lbs.
- Colour: Kleton blue



**KLETON**

Order No.	Mfg. No.	Width"	Wt. lbs.
-----------	----------	--------	----------

### ROLLING STANDS"

MH225	BL2001	20	17
MH226	BL2401	24	19
MH227	BL3201	32	22

### PLATFORM STANDS

MH228	BS2001	20	11
MH229	BS2401	24	13
MH230	BS3201	32	16

## LIGHT-DUTY PLATFORM STANDS

- Tubular aluminum framing; hand rail for climbing
- Ideal for 8' ceilings
- Unit MA619 comes with pail/rag holder, tool holder
- Folds to 3 1/2" wide
- Non-marring rubber feet resist movement
- Capacity: 200 lbs.



Order No.	Mfg. No.	Overall Height"	Platform Height"	Wt. lbs.
MA618	263	46	22	6
MA619	264	54	22	8



# Maintenance

## MECHANICS/MAINTENANCE ROLLING LADDERS

- Double-straddle base puts worker in close proximity for hard-to-reach jobs
- Tilt and roll wheelbarrow mobility allows easy movement over rough surfaces
- Oversize 24" D x 24" W top step for easier worker movement
- Removable 10" D x 24" W tool tray fits on front or side railing
- 300 lbs. load rating
- Kleton Blue enamel finish



Tool Tray



Order No.	Mfg. No.	Number of Steps	Platform Height"	Overall Height"	Base W" x D"	Wt. lbs.
MH212	BML3	3	28 1/2	58 1/2	25 x 44	85
MH213	BML4	4	38	68	25 x 50	98
MH214	BML5	5	47 1/2	77 1/2	25 x 56	112
MH215	BML6	6	57	87	25 x 62	125

## ROLLING SAFETY LADDERS



MA617



Certified as per ANSI A14.7

Note: Ladders are not to be used as work platforms.



MA615

MA613



MA622



MA624

- Ideal wherever there is a need to reach bulky materials
- Roll easily into position and lock firmly to the floor for maximum safety
- 2 to 6 step ladders operate on spring-loaded casters
- Casters retract under operator's weight, rubber feet drop down
- First step on all 8 to 16 step ladders activates the floor locking mechanism (step off and kick release to make the ladder mobile)
- Non-clogging slip-resistant steel steps
- All-welded rugged frame
- 1" round steel tubing
- 8 to 16 step ladders shipped knocked down, easily assembled

Order No.	Mfg. No.	Number of steps	Platform Height"	Overall Height"	Platform Size"	Base W" x D"	Wt. lbs.
<b>WITHOUT HANDRAILS</b>							
MA612	2402	2	19	19	22 x 16	24 x 26	32
MA613	2403	3	28	28	22 x 16	24 x 30	42
MH279	2404	4	37	37	22 x 16	24 x 37	52
MA615	2405	5	46	46	22 x 16	24 x 41	61
<b>WITH HANDRAILS</b>							
MA614*	2404H	4	37	78	22 x 16	30 x 36	78
MA616*	2405H	5	46	87	22 x 16	30 x 46	89
MA617*	2406H	6	55	95	22 x 16	30 x 51	100
MA622	3208H	8	72	113	30 x 16	38 x 60	180
MA623	3210H	10	89	130	30 x 16	38 x 72	230
MA624	3212H	12	109	149	30 x 16	38 x 80	250
MA625	3214H	14	128	167	30 x 16	38 x 93	275
MA626	3216H	16	144	185	30 x 16	38 x 104	305

\*Only front casters are spring loaded.

## TILT-N-ROLL LADDERS

- Balanced design allows ladder to tilt into the rolling position
- Ladder moves easily two 4" casters
- One piece all welded steel construction
- Legs have reinforced rubber tips that hold ladder secure during use
- Oversize 24" W x 24" D top step allows worker more freedom/movement and comfort
- 30" high rails with 24" wide expanded metal steps
- 300 lbs load rating
- Kleton Blue enamel finish



Order No.	Mfg. No.	Number of Steps	Platform Height"	OA Height"	Base W" x D"	Wt. lbs.	
MD603	TRL3	3	27	57	25 x 44	70	
MD604	TRL4	4	38	68	25 x 50	81	
MD605	TRL5	5	47	77	25 x 56	93	
MD606	TRL6	6	56	86	25 x 62	105	
MH242	BSHELF	Optional tool tray					9

## ROLLING STEP STANDS

- For use in record storage rooms, offices and warehouses
- Rolls into position and locks firmly to the floor
- Casters retract under operator's weight
- Rubber tipped feet drop down
- Capacity: 300 lbs



Order No.	Mfg. No.	Number of Steps	Platform Height"	Base W" x D"	Wt. lbs.
XX001	L2003	3	28	20 x 30	40
XX002	L2004	4	37	20 x 41	46



## HYDRAULIC LIFT TABLES

- Foot-operated lifts are ideal for wide variety of shop functions (lifting dies, transporting heavy parts and positioning materials)
- Hand-operated lever lowers the table level and controls the rate of descent
- All-welded units
- Telescoping posts for stability and support
- Tops are 3/16" thick steel
- 4" x 2" roller bearing phenolic casters • Capacity: 2500 lbs.

Order No.	Mfg. No.	Table Height		Table Size		Wt. lbs.
		Lowered"	Raised"	Width" x	Depth"	
MG782	LT1818	31	50	18 x 18		170
MG783	LT1836	31	50	18 x 36		225
MG784	LT2436	31	50	24 x 36		255
MG785	LT3042	31	50	30 x 42		325

## HIGH WORK MAINTENANCE PLATFORMS

- Convert forklift truck into safe, efficient work platform
- Take care of overhead maintenance problems without setting up ladders or scaffolds
- Non-skid platform
- 72" safety mesh backscreen keeps operator and equipment away from lift mechanism
- Forks slip easily into pockets then attach safety chains
- Load capacity: 600 lbs.
- No assembly required



## EMERGENCY STOP SWITCH

- Safety kill switch for person on work platform
- Will cut power to forklift in case of an emergency
- Consists of control box for platform, plug-in box (to be installed on forklift), and wire that extends 6' to 20'
- Switch is easy to install
- Recommended for maintenance platforms, MD444 and MH800



Order No. MD328  
Mfg. No. SWITCH

### NOTE:

Kleton Maintenance Platforms meet or exceed ASME B56.1 safety standard when a Safety Harness and Lanyard are worn.

Order No.	Mfg. No.	Description	Wt. lbs.
MD444	520	High Work Platform - 36" x 36" platform	230
MH800	W548	High Work Platform - 48" x 48" platform	300
MD338	SPC	Optional 6" Caster Kit	10
MD948*	520-CADDY	Light Bulb Caddy 15" W x 15" D x 43" H	25

### OPTIONAL TOOL TRAYS

MI787	36" L x 4" W x 3" D, Fits on model MD444
MI788	48" L x 4" W x 3" D, Fits on model MH800

\*Mounts on MD444 and MH800.

## SHOPLIFTER

- Ideal for use in factory, office or shipping department
- Can perform numerous functions from lifting objects to and positioning them at best working height, to moving light loads without tying up heavy equipment
- Manoeuvres easily in areas too narrow for a lift truck
- Two swivel casters under forks allow the shop lifter to do a 360° turn on twice the length of the base



### SPECIFICATIONS:



Capacity:.....500 lbs. at 10" load centre  
 Overall height:.....60"  
 Platform size:.....20" x 20"  
 Lowered platform height: .....4 1/2"  
 Lift above floor:.....52"  
 Wheels:.....6" diameter  
 Casters:.....3" diameter  
 Weight:.....98 lbs.

Order No. MA479 Mfg. No. EREASY

## HAND TRUCKS



Order No.	Overall Height"	Width"	Nose Plate"	Wheel Type	Wheel Size"	Cap. lbs.	Wt. lbs.
MH300	46	21-1/2	8 x 14	Pneumatic	10 x 3 1/2	600	25
MH301	49	21-1/2	9 x 14	Pneumatic	10 x 3 1/2	600	25
MH302	51 1/2	21-1/2	8 x 14	Pneumatic	10 x 3 1/2	600	23



# Maintenance



## HYDRAULIC SCISSOR LIFT TABLES

Kleton tables are available in various capacities and travels to satisfy a wide variety of applications. All models have an integrated hydraulic pump/cylinder assembly. The *Kleton* scissor lift tables add the value of mobility to the hydraulic lift table concept. Exceptional functionality and manoeuvrability is apparent, whether loaded or empty.

In addition, rugged construction and premium-quality hydraulics complement their ease of use with low maintenance.



### APPLICATIONS

*Kleton* tables are used in a wide variety of applications, from stocking shelves in retail stores to lifting and moving materials in warehouses, machine shops and manufacturing operations.

### OPERATION

The *Kleton* design allows workers to easily move and position loads to a convenient working height. By minimizing undesirable lifting, reaching and stretching, *Kleton* tables increase productivity and decrease workplace injuries.

### STANDARD FEATURES

- Heavy-duty construction with captured scissor rollers for maximum stability
- Superior hydraulic systems feature an integrated pump-cylinder for maximum reliability
- High quality casters and wheels for exceptional roll ability (two fixed, two swivel)
- Ergonomic push handle with convenient lowering control
- Lowering control automatically stops when released for added safety
- Convenient maintenance pins secure the scissor legs for inspection and maintenance on larger models
- Quality powder coated finish provides exceptional durability and corrosion resistance



**MJ518**  
Collapsible Handle



**MJ519-MJ521**  
Collapsible Handle



**MJ520**



**MJ522**



**MJ523**



**MJ524**



**MJ525**



**MJ526**

Order No.	Capacity		Platform Height				Platform				Handle Height		Collapsible Handle	Foot Pedal Strokes To max.	Weight	
	lbs.	kg	Lowered in	Lowered mm	Raised in	Raised mm	Width in	Width mm	Length in	Length mm	in	mm			lbs.	kg
<b>MJ518</b>	330	150	8 5/8	220	29	720	17 3/4	450	27 1/2	700	37 3/8	950	Yes	28	99	45
<b>MJ519</b>	660	300	11 1/4	285	34 5/8	880	19 3/4	500	32	815	39	990	Yes	27	170	77
<b>MJ520</b>	770	350	14	355	51 1/4	1300	19 3/4	500	35 3/4	910	38 3/8	975	No	53	230	105
<b>MJ521</b>	1100	500	11 1/4	285	34 5/8	880	19 3/4	500	32	815	39	990	Yes	27	179	81
<b>MJ522</b>	1100	500	11 1/4	286	36	915	31 7/8	810	63	1600	39	990	No	55	340	154
<b>MJ523</b>	1650	750	16 1/2	420	35 3/8	900	20 1/8	510	39 3/8	1000	39 3/8	1000	No	45	275	125
<b>MJ524</b>	2200	1000	15	380	39	990	20 1/8	510	40	1016	38 5/8	980	No	82	269	122
<b>MJ525</b>	2200	1000	11 3/4	300	55 1/8	1400	29 1/2	750	80 1/8	2035	39 3/8	1000	No	200	436	198
<b>MJ526</b>	1760	800	1 1/2	445	59 1/8	1500	24	610	48	1220	40	1015	No	97	430	195



## DRUM TRUCKS

- All-welded tubular steel frame
- Designed to handle containers from as small as 18" in diameter to large 45-gallon steel drums
- Ideal for loading drums onto pallets, or for going over curbs or uneven docks
- Free standing when loaded
- Rolls on 10" front and 6" rear rubber-tired wheels
- Capacity: 1000 lbs.
- Weight: 50 lbs.

**Order No. DA594**  
**Mfg. No. 48R**

- Same as above but with 10" rubber-tired wheels
- Weight: 44 lbs.

**Order No. DA593**  
**Mfg. No. 48**



## ERGONOMIC DRUM TRUCK WITH SWIVEL CASTERS

- Rear swivel casters permit greater lateral manoeuvrability, allowing truck to pivot about its axis
- Especially useful in a restricted space, ie: when unloading drums from a truck or in a crowded warehouse
- Provides four-wheel stability while transporting drums
- 10" mold-on rubber wheels and 6" mold-on rubber swivel casters
- Capacity: 1000 lbs.
- Wt.: 79 lbs.

**Order No. DA864**  
**Mfg. No. 15BTC**

**WESCO**  
INDUSTRIAL PRODUCTS, INC.



**KLETON**

## DRUM TRUCK FOR PLASTIC AND FIBRE DRUMS

- Handles plastic and fibre drums from 18" to 25" in diameter and 24" to 41" in height
- 2" ratchet strap secures drum in place
- All welded, tubular steel construction
- 10" front and 6" rear rubber-tired wheels
- Capacity: 800 lbs.
- Weight: 56 lbs.

**Order No. DA595**  
**Mfg. No. 48R-EX**


**KLETON**



## DRUM ROCKERS

- Safe method of upending up to 45 gallon drums for moving, draining or storing
- No lifting, straining, or danger of drum tipping backwards
- Load drum into the draining position in seconds
- Constructed of all welded heavy gauge steel tubing
- Handle is removeable
- Swivel casters are 2 1/2" polyolefin, wheels are 3" polyolefin
- Capacity: 1000 lbs.

**KLETON**



Order No.	Mfg. No.	Description	Wt. lbs.
DA592	45S	Two swivel casters, two 3" wheels	38
DA591	45R	Four 3" wheels	35
DA589	45	Frame only, no wheels	31

## MULTI PURPOSE DRUM TRUCK

- Handles heavy drums, loads and unloads pallets, and functions as a high capacity drum dispenser
- For use with 70 imperial gallon salvage or overpack drums, 25 and 45-gallon steel drums and most 25 and 45-gallon plastic drums
- Extra long U-shaped handle provides added leverage when loading and moving heavy drums
- 63" L x 19 1/2" W frame allows easy access through narrow aisles
- Self-standing for upright storage, and self-supporting for draining
- Four 8" Mortuf wheels with roller bearings allow truck to travel a straight line and permit easy steering around corners with minimal effort
- All-welded, steel pipe construction
- Capacity: 1000 lbs.
- Weight: 63 lbs.

**Order No. DA580**  
**Mfg. No. 160**

**MORSE**





# Maintenance

Controlled pouring up to 2000 lbs.



## FORK MOUNTED DRUM LIFTERS

- Allows the operator to raise, transport, tip and drain loaded drums without leaving seat
- Geared design and pull chain with 10 ft. drop allows for controlled dispensing of open and closed head steel drums up to 2000 lbs.
- Manipulation of pull chain allows for 360° rotation
- Attaches easily to truck by sliding handler onto forks and tightening 2 screw locks
- No electrical or hydraulic connections required
- 6 1/2" W x 2 1/2" H x 30" D fork pockets; inside width between truck forks must be at least 24 1/2"

Order No.	Mfg. No.	Drum Size	Full Drum Cap. lbs.	Half Full lbs.	Wt. lbs.
DA133	285A	45 gallon*	800	500	169
DA135	285AHD	45 gallon	1500	800	178
DA134	285AGR	45 gallon	2000	1000	361
DA136	285A&55/30-19	25 gallon**	800	500	169
DA137	285AHD&55/30-19	25 gallon	1500	800	178

\* 22 1/2" diameter      \*\* 19 1/2" diameter

## DRUM LIFTERS

Safely transport, position and drain open and closed head steel drums. Simply attach the lifter on hook of chain block, monorail or crane, cinch saddle around drum, and then raise to the required height and position. Ratchet mechanism securely tightens saddle to drum. Choice of manual model.

### MANUAL TILT

- Ideal for low level pouring and dumping operations
- 800 lbs. full drum capacity, 500 lbs. half drum capacity
- Tilt lock on each side of hanger frame is used to secure drum in a vertical or horizontal position



Manual Tilt



Order No.	Mfg. No.	Drum Size	Wt. lbs.
DA199	85A	45 gallon steel; 22 1/2" dia.	46
DA200	85I&55/30-19	25 gallon steel; 19" dia.	46
DA201	85C	21" - 23" dia. fibre or steel	46
DA202	85I/E&55/30-19	19" - 20 1/2" dia. fibre or steel	46

## STEEL DRUM GRABBERS

- Lift and transport one or two 45-gallon steel drums without the forklift driver leaving his seat
- No risk of drum slipping since handler grips under rim of drum
- Heavy gauge grabber slides onto truck forks and is locked with 2 turn down screws

Order No.	Description	Fork Pocket Inner Dia."	Capacity lbs/Drum	Wt. lbs.
DC026	Single Drum Grabber	5.5 x 2	1,000	121
DC039	Double Drum Grabber	7 x 2.25	1,000	198



## POLY DRUM LIFTER

- Patented fork truck attachment for handling most 55 and 30 gallon (US) poly drums
- Fork truck driver does not have to leave cab to engage or disengage drum
- Suited for poly drums that have at least a 3/16" top lip (chime)
- Fork pocket size: inside 1 1/2" x 5 3/8"
- Capacity: 1000 lbs.
- Shipped knocked down

Order No. DA932

Mfg. No. PJ





## ADJUSTABLE STEEL DRUM HANDLER AUTO-GRIP™

- Heavy-duty gravity-actuated mechanical drum grip
- Ideal for moving, stacking and palletizing drums
- Works faster than hydraulic models if all drums to be moved are the same size
- 6" x 15" jaws manually adjust to fit 30, 55, or 85 gallon overpack drums
- 18" to 28" dia. jaws feature a bonded rubber liner that provides a positive grip without marring
- Jaws grab automatically as they engage drum
- Safety chain provided to secure grip to the mast
- OSHA safety green
- Dimensions: 33" W x 34" L
- Distance between forks: 19 1/2"
- Capacity: 1500 lbs.
- Weight: 126 lbs.


**Order No. DA175**  
**Mfg. No. 6145**



## DRUM STACKING RACK

- Designed to give maximum flexibility
- Provides 4-way fork truck or pallet truck entry allowing for easy drum relocation
- Each rack holds two 45-gallon drums and is stackable up to 4 high
- Overall dimensions: 54 1/2" x 29 1/2"
- Wt.: 38 lbs.
- Shipped knocked down

**Order No. DA537**  
**Mfg. No. 1140-2**



**DA537**  
**(qty 2)**  
**shown for**  
**product**  
**illustration**

## LIL'DOLLY™ PAIL DOLLY


- Designed for use in hospitals, food processing plants, manufacturing locations, hotels, restaurants - anywhere 5, 6 & 15 gallon pails are used
- 5 dual wheel swivel stem casters
- Inside diameter: 11"
- Capacity: 75 lbs.
- Colour: Beige
- Wt.: 2 lbs.

**Order No. MD527**  
**Mfg. No. DOLLY-2-N**



## STEEL DRUM DOLLIES

- Built to withstand constant use
- All-welded frame
- 24" inside diameter handles 45-gallon drums
- 2 1/2" polyolefin wheels



Order No.	Mfg. No.	Frame Style	Approx. Height"	Cap. lbs.	Wt. lbs.
DA602	HQ201	Round	5 1/2	750	22
DA583	30	X-Frame	5 1/2	750	22

## LOW PROFILE DRUM TRUCK

- Ideal for moving full, open top 45-gallon drums without spilling contents
- With a low-level frame, only 1" from the ground, this truck allows for easy loading of drums up to 1000 lbs.
- Hinged handle moves forward and backward for easy pushing or pulling
- All-welded steel construction with 8" x 2" rubber wheels and 4" resilient non-marking swivel caster for smooth movement and easy manoeuvrability
- Weight: 35 lbs.

**Order No. DA579**  
**Mfg. No. 125**



## POLYETHYLENE DOLLY

This 500 lbs. capacity, structural foam polyethylene dolly won't dent, corrode or rust. Solid bottom construction with 2" lip contains small spills. Handles 45 gallon drums. Overall dimensions: 24 3/8" diameter x 7 1/8" H. Rolls on five 3" hard rubber casters. Weight: 17 lbs. Colour: Black.

**Order No. NA714**  
**Mfg. No. 2650**





# Maintenance

## DRUM/OVERPACK LIFTERS

- A safe method of moving 45-gallon steel drums
- Design allows for quick, gentle loading; drum stays upright during lift
- Low-profile clamp design on **45-gallon lifter** lowers open (lid must be on) or closed head steel drums all the way to bottom of overpack
- **70-gallon overpack lifter** picks up both 70-gallon steel overpack drums and 45-gallon steel drums
- Capacity: 1000 lbs.
- **Universal unit DA876** handles many lever-lock closure fibre drums, typical steel drums and 45-gallon rimmed plastic drums



Order No.	Mfg. No.	Description	Wt. lbs.
DA224	90S	45-Gal. Lifter	21
DA225	90S-A	70-Gal. Overpack/45-Gal. Lifter	22
DA876	92	Universal Lifter	25

## REINFORCED NYLON DRUM SLING

- Securely and economically lifts steel, plastic and fibre drums from 12" to 24" in diameter
- Ideal for use with a forklift truck
- Compact size of sling allows it to be stored in truck until it's needed
- Reduces drum damage which occurs when using steel handlers
- Steel ratchet tightens the reinforced nylon lifting belt around body of the barrel holding it securely in place
- 4" wide, double stitched carrying strap on the belt slips easily over the truck forks
- Capacity: 1000 lbs. • Weight: 5 lbs.



**Note:** Open ratchet fully when installing sling on 45-gal. drums.

**Order No. DA208**

**Mfg. No. B-1000**

## FORK LIFT ATTACHMENT

- Converts any lift truck to a below-the-hook carrier
- 360° rotation safety hook for safe, easy lifting
- All steel construction
- Dimensions: 14" L x 31" W x 7" H
- Capacity: 1000 lbs.
- Weight: 42 lbs.

**Order No. DA231**

**Mfg. No. FTB-1**



## HORIZONTAL DRUM LIFTING HOOKS

- Horizontally lifts 45-gal. steel drums, 34"- 36" long
- Alloy steel lifting ring, steel rods, malleable iron hooks
- Capacity: 1000 lbs.
- Weight: 5 lbs.

**Order No. DA164**

**Mfg. No. 41**



- Spark resistant lifting hook is made of bronze and copper for safe handling
- Capacity: 750 lbs.
- Weight: 5 lbs.

**Order No. DA163**

**Mfg. No. 41-M**



## AUTO-GRIP DRUM LIFTER

- Easy, no-tilt lifting of rimmed steel drums
- Self-energizing: the heavier the load, the tighter the grip
- Attaches to any hoist, crane or forklift using single fork hook attachment
- Heavy-duty, annealed, ductile iron construction
- Large curved foot at bottom of stabilizing arm prevents drum damage
- Capacity: 3000 lbs.
- Weight: 31 lbs.

**Order No. DA226**

**Mfg. No. 440001**



## SINGLE FORK HOOKS

- Convert forklift to a hoist in seconds
- Feature a safety latch and all-welded steel frame
- Safety yellow
- Available with fixed or swivel hook



Order No.	Mfg. No.	Work Load Limit, lbs.	Fork Pocket W" x H"	Hook Opening"	Wt. lbs.
<b>FIXED HOOK</b>					
DA167	5-1.5-4FIXEDHOOK	3000	4 3/8 x 2 3/8	27/32	13
DA168	5-1.5-5FIXEDHOOK	3000	5 3/8 x 2 3/8	27/32	15
DA169	5-1.5-6FIXEDHOOK	3000	6 3/8 x 2 3/8	27/32	16
<b>SWIVEL HOOK</b>					
DA688	5S-11/2-4	3000	4 3/8 x 2 3/8	27/32	13
DA689	5S-1.5-5	3000	5 3/8 x 2 3/8	27/32	15
DA690	5S-11/2-6	3000	6 3/8 x 2 3/8	27/32	16



## BUNG NUT WRENCHES

- Fits almost any metal or plastic, male or female bung nuts or plugs
- 13" overall length
- Offset handle
- Wt.: 4 lbs.

**Annealed ductile iron**  
**Order No. DA638**  
**Mfg. No. DA-03**

**Non-sparking, manganese bronze alloy**  
**Order No. DA637**  
**Mfg. No. DA-03A**



## UNIVERSAL PLUG WRENCHES

- Fits virtually all steel, plastic and fibre drum plugs
- 15 1/2" long for extra leverage and hand clearance
- Wt.: 4 lbs.

**Solid ductile iron**  
**Order No. DA635**  
**Mfg. No. 59**

**Non-sparking, zinc aluminum alloy**  
**Order No. DA636**  
**Mfg. No. 59SR-Z**



## DELUXE PLUG WRENCH

- Non-sparking bronze alloy wrench fits virtually all industrial drums including those with square or hex plugs, male or female bung nuts or plugs and fittings with lugs and crossbars
- Built-in 1 1/4" wrench for tightening faucets into drums; eliminates the need for extra tools
- Wt.: 2 lbs.

**Order No. DA634**  
**Mfg. No. 272086**



## PLASTIC PAIL OPENER

- Ideal for opening plastic buckets and pails
- Unique leverage point ends cover distortion and cutting
- Holds pail down while it lifts lid evenly; lid lifts off in seconds
- Aluminum construction
- 16" long
- Wt.: 0.5 lbs.

**Order No. DA639**  
**Mfg. No. M1-LIFTER**



## DRUM UPENDER

- This 40" long upender provides the necessary leverage for moving horizontal drums to a standing position
- 2 1/2" wide toe plate prevents denting of drum
- 1 1/2" hook fits over most drum heads
- Wt.: 10 lbs.

**Order No. DA653**  
**Mfg. No. 32**



## DRUM WRENCHES

- Socket head which fits over 3/4" plugs and prongs that fit the crossbar of 2" plugs
- Fits other types of closures too

**Dual Head - 2.5 lbs.**

**Order No. DA641**  
**Mfg. No. W167**

**Non sparking - 2.5 lbs.**

**Order No. DA642**  
**Mfg. No. W167-S**

**Socket head - 2.0 lbs.**

**Order No. DA643**  
**Mfg. No. W168**



## DRUM DEHEADER

- Opens any standard size and gauge drum in minutes
- Contoured to drum radius; fast, one-hand operation
- Leaves edge smooth
- Constructed of fine forged steel with a precision quality steel blade
- Wt.: 6 lbs.

**Drum deheader**  
**Order No. DA312**  
**Mfg. No. DDH**

**Replacement blade**  
**Order No. DA299**  
**Mfg. No. 130217P**





# Maintenance

## ACCORDION DRUM INSERT

- For 45-gallon drums
- Eliminates expensive drum cleaning and reconditioning; withstands high-speed pumping and mixing operations
- Thick, contoured lip snaps over top chime of drum, prevents leakage between insert and drum wall
- Flexible accordion side walls are designed to accommodate variations in drum heights
- Vacuum formed, low density polyethylene, 15 mil. average thickness
- Anti-static model also available

Order No. **DA110**  
Mfg. No. 55



## DRUM LIDS

- Protects steel drum tops from dirt, dust, moisture, insects and other external contamination at a fraction of the cost of reconditioning drum heads
- Choice of black or clear
- Clear lids allow for immediate viewing of shipping labels and warning notices without having to remove the protective cover
- Available for both open-head (removable head with ring and bolt) and tight-head (closed head) 45-gallon steel drums
- Vacuum formed, low density polyethylene, 40 mil. average thickness



Order No.	Mfg. No.	Description	Colour
<b>DA116</b>	PLOH-55	Open head drum	Black
<b>DA117</b>	PLOH-55C	Open head drum	Clear
<b>DA118</b>	PLTH-55	Tight head drum	Black
<b>DA119</b>	PLTH-55C	Tight head drum	Clear

## DUST CAPS

- Fit over the tops of standard 5 and 45-gallon drums and pails to keep dust, dirt and moisture away from stored materials
- Shower cap design with elasticized band for easy slip-on/off inspection; 4" overlap around sides
- Low density, FDA approved polyethylene, 4 mil. average thickness
- Anti-static model also available

Order No. **DA107** - Drum size 45 gal.  
Mfg. No. DC55

Order No. **DA106** - Drum size 5 gal.  
Mfg. No. DC5



## HORIZONTAL VENTS

- FM approved vents are for use with drums in the horizontal pouring position
- Automatically relieves pressure at 5 PSI
- Flame arrestor protects contents
- Manual vacuum relief by lifting and rotating valve stem
- Maximum flow of 220 CFM at 20 PSI
- Fits 2" NPT bung in steel and plastic drums
- Use **brass vent** for petroleum based applications
- Use **stainless steel vent** for corrosives and general solvents



Order No.	Mfg. No.	Description	Wt. lbs.
<b>DA604</b>	272030	Brass vent	1.0
<b>DA608</b>	8306	Stainless steel vent	1.0

## FORMFIT LINERS FOR 55-GALLON DRUMS

- Cylindrical film liners are heat-sealed from FDA approved LDPE
- Available in 40" height to fold over drum or 53" height to tie off
- Available in mil thickness of 4, 8 or 10
- Available in anti-static for solvent-based applications

Order No.	Height"	Wall Thickness	Qty /Case
<b>DA918</b>	40	4 mil	100
<b>DA108</b>	40	8 mil	50
<b>DA919</b>	40	10 mil	50
<b>DA920</b>	53	4 mil	100
<b>DA109</b>	53	8 mil	50
<b>DA921</b>	53	10 mil	50
<b>DB018*</b>	53	8 mil	50

\*Anti-static



## INSERTS FOR 5-GALLON STEEL PAILS

- Constructed from FDA approved polyethylene
- Straight-sided inserts for steel pails are ideal for small batch mixing
- Choose from pliable LDPE or solvent-resistant HDPE
- Available in anti-static
- Available in polypropylene for hot-fill applications to 300°F
- **DA945** used for hot-fill applications

Order No.	Wall Thickness	Material	Qty /Case
<b>DA100</b>	15 mil	LDPE	100
<b>DC013</b>	15 mil	HDPE	100
<b>DA945</b>	15 mil	Polypropylene	100



## FUSIBLE LINK SELF-CLOSING DRUM COVER

- Converts open top 45-gallon steel drums into fire-safe receptacles for combustible trash
- Replaceable fusible link assembly inside the cover melts at 160°F, automatically slamming the cover shut if a fire occurs in the drum
- Steel construction; solvent resistant, red baked-on enamel finish
- Fits drums from 22 1/2" to 22 3/4" in diameter
- FM approved
- Wt.: 16 lbs.

Order No. **DA097**  
Mfg. No. 26750



## VERTICAL VENTS

- FM approved vents are for use with drums in the upright position
- Valve automatically opens to relieve internal pressure at 5 PSI
- Automatic vacuum relief permits 4 GPM flow through 3/4" faucet
- Fits 2" NPT bung opening


Order No.	Mfg. No.	Description	Application	Wt. lbs.
<b>DA607</b>	8101	Brass vent	Petroleum-based	0.5
<b>DA605</b>	8005	Non-metallic vent, vent, Cad-plated flame arrestor	Petroleum-based	0.5
<b>DA606</b>	8006	Non-metallic vent, Stainless steel flame arrestor	Chlorinated solvents	1.0





## RETRACTABLE GROUNDING WIRES

- Replace loose/tangled grounding cables with compact retractable reels
- For use where a discharge of static electricity could cause a spark and subsequent explosion
- Holds 20' to 100' of cable
- Positive latching mechanism holds cable at any length
- A slight pull on the cable releases the mechanism causing retraction
- Bearing surfaces are permanently lubricated
- Alligator clip included
- Heavy-duty reels have robust, weatherproof construction and coated cables
- Functions under extreme environmental conditions



Order No.	Mfg. No.	Description	Cable Length'	Wt. lbs.
DA609	200-20R	Light-Duty	20	3.5
DA610	700-50R	Light-Duty	50	5.5
DB025	ML2930-C50	Heavy-Duty	50	12
DB026	ML2930-C75	Heavy-Duty	75	17
DB027	ML2930-C100	Heavy-Duty	100	22

## COILED GROUNDING CLAMPS

- Vinyl coated 1/8" cable resists corrosive environments to give years of service
- Unit is self-coiling to retract when not in use
- Includes one heavy-duty pliers-type clamp and one 1/4" terminal end

Order No.	Mfg. No.	Description
DA632	RAC5	5' coil
DA628	RAC10	10' coil
DA777	RAC15	15' coil
DB029	RAC10+10	20' coil
DA778	RAC30	30' coil



## PLIER CLAMP

- Grounding clamp for flammable drum loading
- Die cast aluminum body, stainless steel points and 55 lbs. spring enable REB clamp to consistently make positive metal-to-metal ground connection
- Accommodates all cable up to 5/32"; connection is made in clamp's handle held by dual Allen screw contacts

Order No. DA633  
Mfg. No. REB



## MANUAL-CLOSING POLY FAUCETS

- Ideal for use with non-flammable, often corrosive liquids
- Half turn on/off; stays open until shut-off
- Use 2" size for thick, viscous liquids or larger volume flow of thin liquids

Order No.	Mfg. No.	Bung Size"	Wt. lbs.
DA048	FLO-KING	2	0.50
DA049	4000003	3/4	0.08



## SELF-CLOSING GATE VALVE

- FM approved for use with viscous non-corrosive fluids heavier than SAE30 motor oil (2000 SSU)
- Self-closing teflon blade has fast, positive shut off when handle is released
- 4 1/2" wide handle
- Wide opening permits maximum flow
- Fits 2" bung in steel or plastic drums
- Heavy-duty brass construction
- Wt.: 7 lbs.

Order No. DA042  
Mfg. No. 272034



## SELF-CLOSING FAUCETS

### ZINC DIE CAST FAUCET

- For non-flammable liquids only
- No flame arrestor
- 3/4" pipe thread
- Can be padlocked closed



### STAINLESS STEEL FAUCET

- Approved for use with oils and non-flammables compatible with stainless steel
- Internal flame arrestor
- Teflon® gasket, 3/4" NPT connection
- FM approved



Order No.	Mfg. No.	Description	Wt. lbs.
DA044	605	Zinc	0.38
DA043	272038	Stainless steel	2.00

### CORROSION-RESISTANT SAFETY FAUCET

- 304 stainless steel construction with Teflon® seals and self-closing, no-drip spout
- Suitable for safely dispensing flammables and corrosive liquids
- Guard prevents spout from jamming in open position
- Chemical or steam sterilization
- Flow capacity up to 1 GPM in fluids with viscosity to 250 SSU
- 3/4" NPT
- FM approved
- Wt.: 1 lb.

Order No. DA050  
Mfg. No. U014-333



### DRUM FAUCET WITH GAUGE

- Combination gauge and faucet permits uninterrupted draining of drum contents with gauge in place
- Mounts through 3/4" bung hole
- Gauge constructed of heavy gauge glass in plated steel body with Buna-N seals
- Self-closing aluminum die cast faucet is FM approved for viscous liquids only, no flame arrestor
- Wt.: 1 lb.

Order No. DA065  
Mfg. No. 272006





# Maintenance

## STEEL DECK PLATFORM TRUCKS

Choose from a large selection of deck sizes and casters to suit any institutional and/or industrial application.

- Made of strong 14-gauge steel deck with a 2" folded bottom lip for extra strength
- 1 1/4" tubular chrome handle can be inserted at either end of platform
- 2 swivel and 2 rigid casters (assembly required, hardware is included)



### KLETON

#### CASTER WHEEL TYPES

**Phenolic:** Solid black phenolic resin/canvas duck wheel. Will not crush under heavy loads. Good for all types of surfaces from wood to concrete. Not affected by most corrosive chemicals. Will tolerate temperatures from a low -28°C to a high of 120°C.

**Full Pneumatic:** Air filled black rubber tire offers excellent shock absorbing properties. Smooth, quiet rolling over rough, uneven surfaces and outdoor terrain. Not recommended on floors with metal shavings or corrosive chemicals.

**Mould-On Rubber:** Moulded rubber wheel bonded to a spoked cast iron core. The iron core gives it strength while the moulded rubber provides easy, smooth and quiet rolling over rough terrain.

**Resilient Non-Marking:** Used for uneven surfaces and carpet areas. Its quiet rolling feature make it ideal for both institutional and industrial applications. Will resist wet conditions and corrosive chemicals.

**Polyolefin:** Plastic wheel with high impact strength and non-chipping properties. Oil, grease and chemical resistant.



## HEAVY DUTY PLATFORM TRUCKS

#### WOOD DECK PLATFORM

- Sturdy 2" x 2" angle iron frame, with hardwood maple decking
- Ideal for carrying objects that suffer by metal to metal contact
- Steel frame absorbs shocks and handles uneven/heavy loads



Wood Deck

#### ALL-STEEL PLATFORM

- Heavy 11 gauge, reinforced channel formed deck arc welded for maximum strength and long lasting rigidity
- Ideal for loads up to 2000 lbs

### KLETON

#### CASTER PLACEMENT

- Available in standard-corner or diamond-tilt pattern
- Diamond tilt pattern allows the truck to tilt-balance slightly on the center side casters, allowing the truck to turn on its own length



All Steel



## INSTITUTIONAL PLATFORM TRUCKS

- Ideal truck for institutional applications - hospitals, restaurants, shopping centres, offices, industry and anywhere else a quiet ride and professional appearance is required
- 14-gauge steel deck with 2" lip underneath
- Non-skid rubber surface means product will not shift during use

- Rubber corner bumpers protect walls and furniture
- 1 1/4" tubular chrome handle with end panel contains small packages
- 5" non-marking rubber casters for a smooth, quiet ride; 2 rigid/2 swivel
- 1000 lbs. capacity
- Shipped knocked down

#### CASTER SELECTION:

To select the correct caster that is required for a specific application determine:

- 1) the platform size needed
- 2) the maximum load capacity it will carry
- 3) the type of floor surface it will roll on i.e., concrete, wood, tile etc...
- 4) the floor condition i.e., smooth, uneven, wet, chemicals, metal shavings, temperature etc.

Order No.	Wheel Dia."	Wheel Type	Load Capacity/lbs.	Wt./lbs.
<b>24" x 36" PLATFORM TRUCKS</b>				
MB232	6	Phenolic	900	77
MB233	8	Phenolic	1000	87
MB234	8	Pneumatic	800	79
MB235	6	Mould-On Rubber	900	88
MB236	8	Mould-On Rubber	1000	96
MB237	5	Resilient non-marking	1000	63
MB238	5	Polyolefin	900	61
<b>24" x 48" PLATFORM TRUCKS</b>				
MB240	6	Phenolic	900	90
MB241	8	Phenolic	1000	100
MB242	8	Pneumatic	800	92
MB243	6	Mould-On Rubber	900	101
MB244	8	Mould-On Rubber	1000	109
MB245	5	Resilient non-marking	1000	76
MB246	5	Polyolefin	900	74
<b>30" x 48" PLATFORM TRUCKS</b>				
MD421	6	Phenolic	900	96
MD422	8	Phenolic	1000	106
MD423	8	Pneumatic	800	98
MD424	6	Mould-On Rubber	900	107
MD425	8	Mould-On Rubber	1000	115
MD426	5	Resilient non-marking	1000	82
MD427	5	Polyolefin	900	80
<b>30" x 60" PLATFORM TRUCKS</b>				
MB248	6	Phenolic	900	110
MB249	8	Phenolic	1000	120
MB250	8	Pneumatic	800	112
MB251	6	Mould-On Rubber	900	121
MB252	8	Mould-On Rubber	1000	129
MB253	5	Resilient non-marking	1000	96
MB254	5	Polyolefin	900	94

10" Pneumatic Wheels 1000 lbs. Cap. Order No.	8" Rubber Wheels 1800 lbs. Cap. Order No.	8" Phenolic Wheels 2000 lbs. Cap. Order No.	Platform* Size"	Wt. lbs.
<b>WOOD DECK</b>				
MB256	MB296	MB130	24 x 48-C	115
MB258	MB298	MB133	24 x 48-T	120
MB264	MB304	MB138	30 x 48-C	135
MB266	MB306	MB141	30 x 48-T	140
MB267	MB308	MB142	30 x 60-C	145
MB270	MD332	MB145	30 x 60-T	150
MB279	MB320	MB155	36 x 72-C	180
MB282	MB322	MB157	36 x 72-T	190
MB284	MB324	MB166	48 x 96-C	280
MB286	MB326	MB169	48 x 96-T	300
<b>STEEL DECK</b>				
MB255	MB295	MB131	24 x 48-C	110
MB257	MB297	MB132	24 x 48-T	115
MB263	MB303	MB139	30 x 48-C	130
MB265	MD331	MB140	30 x 48-T	135
MB268	MB307	MB143	30 x 60-C	140
MB269	MB309	MB144	30 x 60-T	145
MB280	MB319	MB154	36 x 72-C	175
MB281	MB321	MB156	36 x 72-T	185
MB283	MB323	MB167	48 x 96-C	240
MB285	MB325	MB168	48 x 96-T	265

\* Suffix C after platform size signifies corner caster placement. T is diamond tilt.

Order No.	Size"	Wt. lbs.
MB190	24 x 36	64
MB208	24 x 48	70
MB207	30 x 48	88
MB209	30 x 60	100





## GEMINI® CONVERTIBLE ALUMINUM TRUCKS

- Converts in seconds from a two-wheel hand truck to a four-wheel platform truck
- Lightweight, high strength aluminum construction
- Balanced to assure easier wheeling and positive load control
- 18" wide x 7 1/2" deep rugged cast aluminum noseplate
- 5" swivel casters
- 10" x 3 1/2" full pneumatic wheels
- 16 5/8" frame width, 20 1/2" O.A. width
- Shipped knocked down

### GEMINI XL

- Proven most durable convertible hand truck
- Large 17" x 52" deck
- Capacity: As hand truck - 625 lbs.  
As platform truck - 1250 lbs.
- Deck included

Order No. **MH865**



Order No.	Hand Truck		Platform Truck			Wt. lbs.
	Cap.	Ht."	Cap.	Ht."	Lgth."	
<b>MA319</b>	500 lbs.	51	1000 lbs.	40	38	44
<b>MA320</b>	500 lbs.	61	1000 lbs.	45 1/8	51	45
<b>MH865</b>	625 lbs.		1250 lbs.			53

OPTIONAL SNAP-ON DECK		Description	Wt. lbs.
<b>MB198</b>		43 1/4" For Gemini Jr.	5
<b>MB197</b>		56" For Gemini Sr.	6



Gemini Jr.

## HI-BOY SHELF TRUCKS

- Available in 4 or 5 shelf
- All welded 14-gauge steel
- Shelves can be ordered with lip up or down
- Complete with heavy duty 5" resilient non-marking casters

- Overall height: 61"
- 1000 lbs. capacity
- Kleton blue finish



MB470




Shelf Size"	4 SHELF			5 SHELF		
	Order No. Edge up	Order No. Edge down	Wt. lbs.	Order No. Edge up	Order No. Edge down	Wt. lbs.
18 x 30	<b>MB468</b>	<b>MB467</b>	115	<b>MB474</b>	<b>MB473</b>	125
24 x 36	<b>MB470</b>	<b>MB469</b>	140	<b>MB476</b>	<b>MB475</b>	155
24 x 48	<b>MB472</b>	<b>MB471</b>	165	<b>MB478</b>	<b>MB477</b>	184

## CURB RAMP

- Light, portable & easy to handle
- Dim.: 27" x 27"
- Capacity: 600 lbs.

Order No. **MH224**



## SHELF/PLATFORM TRUCK

- 2 in 1 shelf truck features removable top shelf and post assembly - converts into a platform truck when removed
- Standard features include: front corner non-marking bumpers, four 5" non-marking tired casters, two crossbars on push handle, all welded heavy gauge steel assembly
- Kleton blue finish



Order No.	Dimensions				Cap. lbs.	Wt. lbs.
	W"	x	L"	x		
<b>MB391</b>	24	x	36	x	40	105

## ORDER PICKING TRUCKS

- Picking list holder eliminates inconvenience of handling loose papers
- Solid welded units are all 36" high
- 2 shelf models have 27 1/2" clearance between shelves, 3 shelf models have 13" clearance
- 5" x 1 1/4" resilient non-marking casters
- 1000 lbs. capacity
- Kleton blue finish



Order No.	Number of Shelves	Tray Size"	Overall Length"	Wt. lbs.
<b>MB440</b>	2	18 x 30	45	70
<b>MB441</b>	2	24 x 36	51	80
<b>MB442</b>	3	18 x 30	45	85
<b>MB443</b>	3	24 x 36	51	100

## STOCK PICKING TRUCKS

- Pick and transport stock without the need for a separate ladder
- 36" to top shelf with 13" clearance between shelves
- Overall height of 3 step models is 63"; 5 step height is 78"
- Slip resistant steps; positive locking engagement
- 5" x 1 1/4" non-marking casters
- 1000 lbs. capacity
- Kleton blue finish



Order No.	Shelf Size"	No. of Steps	Wt. lbs.
<b>MB507</b>	24 x 48	3	140
<b>MB508</b>	24 x 48	5	150
<b>MD441</b>	24 x 36	3	135
<b>MD442</b>	24 x 36	5	145

## LOW PROFILE SHOP TRUCKS

- Low top shelf means less distance to lift heavy objects
- All-welded units constructed of reinforced 14 gauge steel
- Layback handle model is 25" high to top shelf with 16" shelf clearance
- Shelf trucks are equipped with either 5" x 1 1/4" resilient casters with a capacity of 1000 lbs. or 6" x 2" phenolic casters with a capacity of 2000 lbs.
- Kleton blue finish



5" RESILIENT NON-MARKING			6" PHENOLIC	
Shelf Size"	Order No.	Wt. lbs.	Order No.	Wt. lbs.
18 x 30	<b>MB421</b>	90	<b>MB422</b>	100
24 x 36	<b>MB425</b>	110	<b>MB426</b>	130
24 x 48	<b>MB429</b>	125	<b>MB430</b>	145
30 x 60	<b>MB434</b>	145	<b>MB435</b>	160



# Maintenance

The Kleton line of shelf trucks are the toughest and most economical in the industry. The shelves are made of 16-gauge steel and posts are 12 gauge. Guaranteed to outlast all other similar shelf trucks.



MB486



## COMMERCIAL DUTY

- Available in 2 or 3 shelf models
- Top & middle shelf can be installed with the edge up or down, depending on your application
- Four 5" polyolefin casters, 2 swivel and 2 rigid
- 1 1/4" dia. tubular steel handle
- 36" Overall height • 500 lbs. total capacity
- Shipped knocked down • Colour: Kleton blue



Shelf Size"	2 SHELF		3 SHELF	
	Order No.	Wt. lbs.	Order No.	Wt. lbs.
18 x 30	MB482	43	MB485	54
24 x 36	MB483	54	MB486	70
24 x 48	MB484	69	MB487	93



MB495

## STANDARD DUTY

- Available in 2 or 3 shelf models
- Top & middle shelf can be installed with the edge up or down
- Four 5" casters, 2 swivel and 2 rigid
- Quiet rolling, non marking casters
- 1 1/4" dia. tubular steel handle
- 36" overall height
- 750 lbs. total capacity
- Shipped knocked down
- Colour: Kleton blue



Shelf Size"	2 SHELF		3 SHELF	
	Order No.	Wt. lbs.	Order No.	Wt. lbs.
18 x 30	MB492	43	MB495	54
24 x 36	MB493	54	MB496	70
24 x 48	MB494	69	MB497	93



MB489



## WITH PNEUMATIC WHEELS

- Easy rolling 8" pneumatic casters enable this shelf truck to ride over cables, debris etc.
- 750 lbs. capacity
- Shipped knocked down
- Colour: Kleton blue



Order No.	Shelf Size"	No. of Shelves	Wt. lbs.
MB488	24 x 36	2	60
MB489	24 x 48	2	75
MB490	24 x 36	3	90
MB491	24 x 48	3	100



Casters are welded on



MB461

## HEAVY-DUTY

These heavy-duty shelf trucks feature all welded 14-gauge steel shelves and 1/8" thick x 1 1/2" angle post.

- Shelves are available with the edge up or down
- Four 5" casters, 2 swivel and 2 rigid
- Quiet rolling, non-marking casters
- 1" dia. tubular steel handle
- 36" overall height
- 1000 lbs. total capacity
- Colour: Kleton blue



Shelf Size"	2 SHELF		Wt. lbs.	3 SHELF		Wt. lbs.
	Edge Up Order No.	Edge Down Order No.		Edge Up Order No.	Edge Down Order No.	
18 x 30	MB445	MB444	60	MB456	MB455	75
24 x 36	MB447	MB446	65	MB459	MB458	85
24 x 48	MB449	MB448	100	MB461	MB460	100



MH255



Casters are welded-on

## WITH DRAWER

- All welded
- 5" non-marking casters
- Drawer is 18" W x 21" D
- 1000 lbs. capacity
- Colour: Kleton blue



Order No.	Shelf Size"	No. of Shelves	Wt. lbs.
MH255	24 x 36	2	75
MH256	24 x 36	3	85